

MONTREAL MANUAL BURNER



The decoflame Montreal™ fire is part of the made to measure range of decoflame® bioethanol fires. Its simple layout makes it versatile and adaptable for a large variety of fire-place applications.

The Montreal™ fireplaces is made in various designs .

It is possible to **DOWNLOAD** the example drawings below, shown with standard sizes. Model 2 can also be ordered as open to the left side and model 5 as right side. They are shown with convertible burner. (Can be changed from a manual burner to an electronic Denver e-Ribbon Basic).

Montreal can also be ordered with:

A. MTM Denver e-Ribbon burner

B. Denver e-Ribbon Basic burner

1



Open to front

➤ 800x400x300

➤ 1000x400x300

➤ 1200x400x300

2



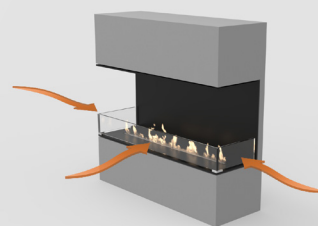
Open to front and one side

➤ 800x400x300

➤ 1000x400x300

➤ 1200x400x300

3



Open to front and both sides

➤ 800x400x300

➤ 1000x400x300

➤ 1200x400x300

4



Open to front and back

➤ 800x400x300

➤ 1000x400x300

➤ 1200x400x300

5



Open to front, back and one side

➤ 800x400x300


➤ 1000x400x300

➤ 1200x400x300



See the video of a Montreal with manuel burner. Scan the QR code or click on the picture.

Heat-Zone



Location under TV screen

It is NOT recommended to place TV screens or valuable paintings over the fireplace as the rising hot air can damage the materials.

If you decide to use a construction containing a TV screen over the bio fireplace, the following instructions must be followed, otherwise consult your retailer or Decoflame.



It is imperative to follow the indications in the User's Manual concerning the installation of decorative or electronic items above the fireplace.

FEATURES

- Decoflame brushed stainless steel Burner
- 8mm aluminium casing and baseplate
- Powder-coated black fine structure
- Adjustable flame level
- Safety Chamber
- No chimney required
- Fuel Funnel
- Lighter

OPTIONAL

- Made to measure
- Glass screens
- Brushed Stainless Steel finish
- RAL colors

EXAMPLE - TECHNICAL INFORMATION

The **example** illustrated below is a Montreal open to front LxHxD 800x400x300mm and Burner size: 600mm.

- Capacity: 2,9 L
- Fuel consumption: 0,41 L/h
- Burning time: Up to 7h
- Heat output: 2,4 kW
- Minimum room size: 90m³
- Fuel: 97.5% Bioethanol.
- Finish: Powder-coated aluminum or brushed stainless steel and hardened glass

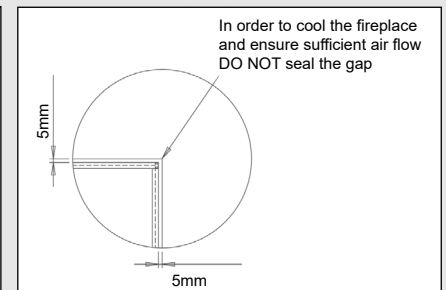
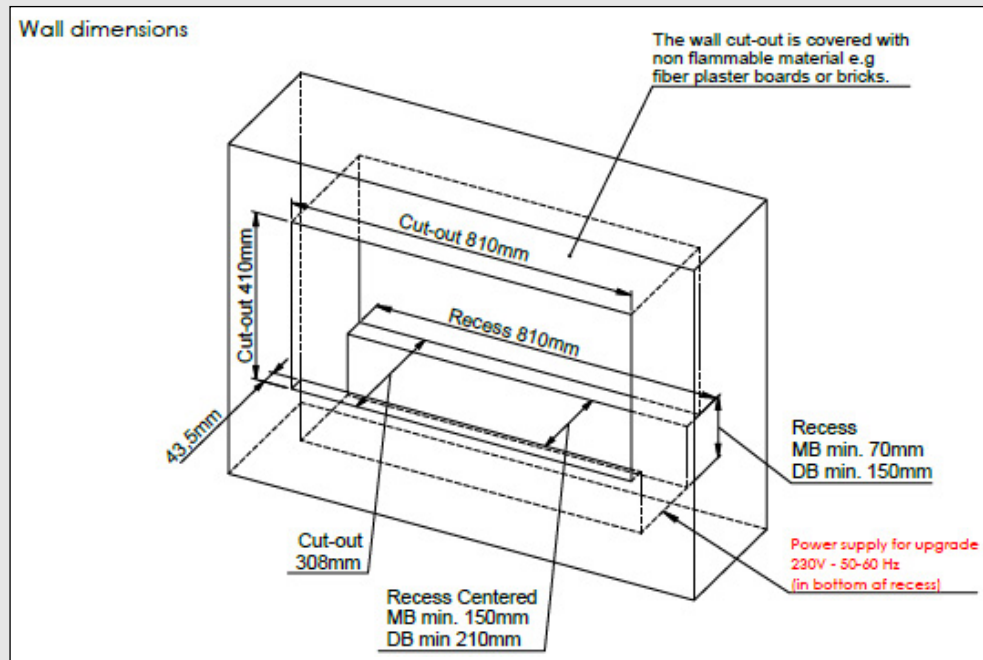
STANDARD FINISHES



OPTIONAL



WALL CUT-OUT DIMENSIONS

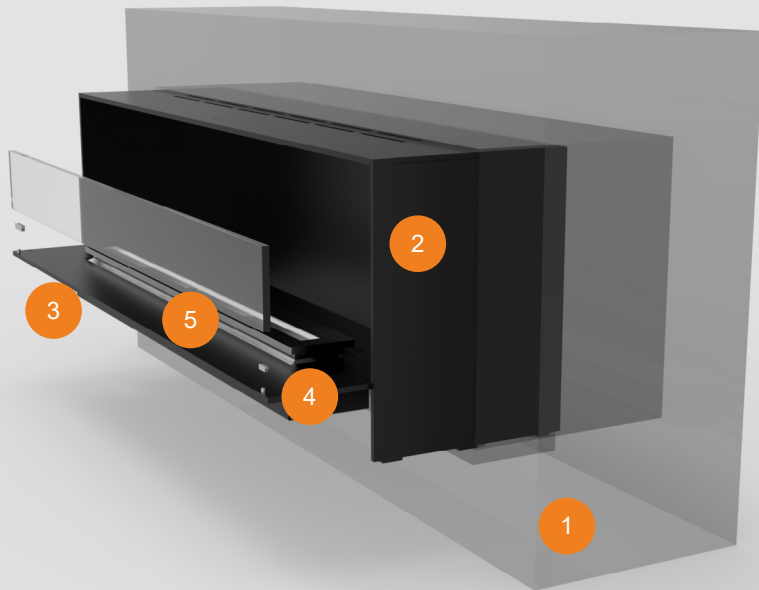


Example: Montreal open to front LxHxD 800x400x300mm with manuel burner size: 600mm (Convertible version).

The wall cut out for this model will be LxHxD 810x410x308mm and the recess for the burner will be LxDxH 810x min.150x min.70mm.

If one wish at a point to convert to a Denver e-Ribbon Basic (electronic version) be aware the DB measures must be followed.

MONTREAL INSTALLATION



Step 1: Make sure that the dimensions of the cut-out correspond to the measurements indicated in the technical drawing received with your fireplace. Also be sure there is no draft inside the wall.

Step 2: Recess the fireplace casing into the wall cut-out according to the indications in the Principle Drawings send. Attach with screws.

Step 3: Carefully lower the burner with baseplate in place. Attach with screws.

Step 4: Place the glass screen/s on to the top pin holders.


Step 5: Fill up the burner with bioethanol. A funnel can be used for easier handling.

Step 6: Start the fireplace with the lighter.

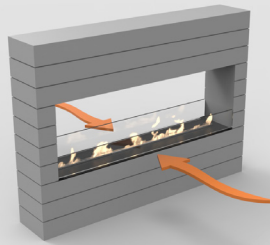
Enjoy your fire.

GLASS SHIELD

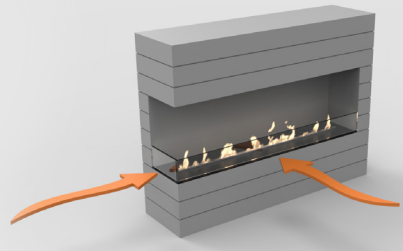
A



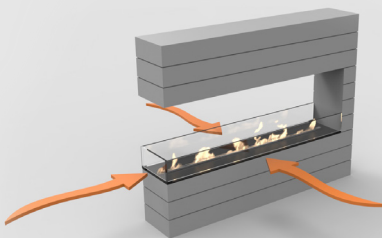
B



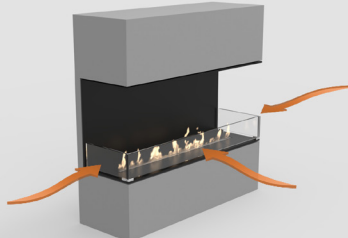
C



D



E



Decoflame strongly recommends installing glass shields in order to protect the flame from draught, while keeping it vivid.

Model A comes with one low glass.

Model B comes with either two low glasses or one full glass and one low glass.

Model C - E can be ordered with low glass. We recommend it as illustrated for the best result regarding design and operation.